


Department : ENVIRONMENT AND NATURAL RESOURCES
 Agency : ENVIRONMENTAL MANAGEMENT BUREAU
 Operating Unit : EMB 13 - CARAGA
 Organization Code (UACS) : 10 002 01 00000
 Fund : 101 Continuing 2020

STATEMENT OF APPROPRIATIONS, ALLOTMENT, OBLIGATIONS,
 as of June 30, 2022

Particulars	Unified Account Code Structure	Appropriations				Allotments				1st Quarter ending March 31
		Authorized Appropriation	Adjustments (Transfer To/From)	Adjusted Appropriation 5=(3+4)	Allotments Received	Adjustments (Withdrawal, Realignment)	Transfer To	Transfer From	Adjusted Total Allotments 10=(6+(7)-)	
	2	3	4	5	6	7	8	9	10	11
Agency Specific Budget	101 101									
General Administration and Support	100 01 00 00	52,122.11		52,122.11	52,122.11				52,122.11	15,275.00
PAP										
PS										
MOOE		52,122.11		52,122.11	52,122.11				52,122.11	15,275.00
CO										
General Management and Supervision	100 01 00 00	52,122.11		52,122.11	52,122.11				52,122.11	15,275.00
PAP										
PS										
MOOE		52,122.11		52,122.11	52,122.11				52,122.11	15,275.00
MOOE (Regular)		52,122.11		52,122.11	52,122.11				52,122.11	15,275.00
Total SAA										
CO										
CO (Regular)										
Total SAA										
Human Resource and Development	100 02 00 00									
PAP										
PS										
MOOE										
CO										
Support to Operations	200 00 00 00	408,920.67		408,920.67	408,920.67	0.00			408,920.67	
PAP										
PS										
MOOE		382,604.76		382,604.76	382,604.76	0.00			382,604.76	
CO		26,315.91		26,315.91	26,315.91				26,315.91	



DISBURSEMENTS AND BALANCES

	Current Year Obligations				Total 15 = (11 + 12 + 13)	Current Year Disbursements					Total 20 = (11 + 12 + 13)	Unreleased Appropriations 21 = (5 - 10)	Unobligated Allotment 22 = (10 - 15)	Unpaid Obligations	
	2nd Quarter ending June 30	3rd Quarter ending Sept. 30	4th Quarter ending Dec. 31			1st Quarter ending March 31	June	2nd Quarter ending June 30	3rd Quarter ending Sept. 30	4th Quarter ending Dec. 31				Due and Demandable 21 = (5 - 10)	Not Yet Due and Demandable 22 = (10 - 15)
	12	13	14			16		17	18	19					
32,247.11	36,847.11	-	-	52,122.11	6,400.00	1,000.00	5,600.00	-	-	12,000.00	-	-	-	40,122.11	
32,247.11	36,847.11	-	-	52,122.11	6,400.00	1,000.00	5,600.00	-	-	12,000.00	-	-	-	40,122.11	
32,247.11	36,847.11	-	-	52,122.11	6,400.00	1,000.00	5,600.00	-	-	12,000.00	-	-	-	40,122.11	
32,247.11	36,847.11	-	-	52,122.11	6,400.00	1,000.00	5,600.00	-	-	12,000.00	-	-	-	40,122.11	
32,247.11	36,847.11	-	-	52,122.11	6,400.00	1,000.00	5,600.00	-	-	12,000.00	-	-	-	40,122.11	
32,247.11	36,847.11	-	-	52,122.11	6,400.00	1,000.00	5,600.00	-	-	12,000.00	-	-	-	40,122.11	
32,247.11	36,847.11	-	-	52,122.11	6,400.00	1,000.00	5,600.00	-	-	12,000.00	-	-	-	40,122.11	
32,247.11	36,847.11	-	-	52,122.11	6,400.00	1,000.00	5,600.00	-	-	12,000.00	-	-	-	40,122.11	
32,247.11	36,847.11	-	-	52,122.11	6,400.00	1,000.00	5,600.00	-	-	12,000.00	-	-	-	40,122.11	
32,247.11	36,847.11	-	-	52,122.11	6,400.00	1,000.00	5,600.00	-	-	12,000.00	-	-	-	40,122.11	
32,247.11	36,847.11	-	-	52,122.11	6,400.00	1,000.00	5,600.00	-	-	12,000.00	-	-	-	40,122.11	
83,714.36	379,014.36	-	-	379,014.36	-	-	23,400.00	-	-	23,400.00	-	-	29,906.31	355,614.36	
83,714.36	379,014.36	-	-	379,014.36	-	-	23,400.00	-	-	23,400.00	-	-	29,906.31	355,614.36	
83,714.36	379,014.36	-	-	379,014.36	-	-	23,400.00	-	-	23,400.00	-	-	29,906.31	355,614.36	
83,714.36	379,014.36	-	-	379,014.36	-	-	23,400.00	-	-	23,400.00	-	-	29,906.31	355,614.36	
83,714.36	379,014.36	-	-	379,014.36	-	-	23,400.00	-	-	23,400.00	-	-	29,906.31	355,614.36	


Pollution Research and Laborator Services		301 01 00 00	15,700.13	-	15,700.13	15,700.13	-	-	-	-	-	-	-	15,700.13	14,780.00
PAP															
PS															
MOOE			15,700.13	-	15,700.13	15,700.13	-	-	-	-	-	-	-	15,700.13	14,780.00
MOOE (Regular)			15,700.13	-	15,700.13	15,700.13	-	-	-	-	-	-	-	15,700.13	14,780.00
Total SAA			-	-	-	-	-	-	-	-	-	-	-	-	-
CO															
CO (Regular)			-	-	-	-	-	-	-	-	-	-	-	-	-
Total SAA			-	-	-	-	-	-	-	-	-	-	-	-	-
Environmental Education and Information		301 02 00 00	283,935.00	-	283,935.00	283,935.00	-	-	-	-	-	-	-	283,935.00	-
PAP															
PS															
MOOE			283,935.00	-	283,935.00	283,935.00	-	-	-	-	-	-	-	283,935.00	-
MOOE (Regular)			83,935.00	-	83,935.00	83,935.00	-	-	-	-	-	-	-	83,935.00	-
Total SAA			200,000.00	-	200,000.00	200,000.00	-	-	-	-	-	-	-	200,000.00	-
Environmental Impact Assessments		301 03 00 00	300,691.35	-	300,691.35	300,691.35	-	-	-	-	-	-	-	300,691.35	-
PAP															
PS															
MOOE			300,691.35	-	300,691.35	300,691.35	-	-	-	-	-	-	-	300,691.35	-
MOOE (Regular)			697.35	-	697.35	697.35	-	-	-	-	-	-	-	697.35	-
Total SAA			300,000.00	-	300,000.00	300,000.00	-	-	-	-	-	-	-	300,000.00	-
Environmental Management and Pollution Control		301 02 00 00	254,919.58	-	254,919.58	254,919.58	-	-	-	-	-	-	-	254,919.58	144,560.00
PAP															
PS															
MOOE			244,919.58	-	244,919.58	244,919.58	-	-	-	-	-	-	-	244,919.58	144,560.00
MOOE (Regular)			10,000.00	-	10,000.00	10,000.00	-	-	-	-	-	-	-	10,000.00	-

Sub-Total Agency Specific Budget		1,316,288.84	-	1,316,288.84	1,316,288.84	0.00	-	-	1,316,288.84	174,615.00
PS										
MOOE		1,279,972.93	-	1,279,972.93	1,279,972.93	0.00	-	-	1,279,972.93	174,615.00
CO		36,315.91	-	36,315.91	36,315.91	-	-	-	36,315.91	-
Sub-Total Special Purpose Funds/Special Purpose Fund		-	-	-	-	-	-	-	-	-
PS										
MOOE										
CO										
GRAND TOTAL		1,316,288.84	-	1,316,288.84	1,316,288.84	0.00	-	-	1,316,288.84	174,615.00
PS										
MOOE		1,279,972.93	-	1,279,972.93	1,279,972.93	0.00	-	-	1,279,972.93	174,615.00
CO		36,315.91	-	36,315.91	36,315.91	-	-	-	36,315.91	-


Certified Correct
[Signature]
DARIO NINOH SANDAYAN
 Budget Officer
 Date:

Certified Correct
[Signature]
KINNETH E. DE RAMA CPA
 Accountant III
 Date:

Recommending Approval by:
[Signature]
TAHA G. MAUNA JR.
 OIC, Chief FAD
 Date:



213,017.00	681,477.00			856,092.00	6,400.00	31,072.00	167,782.00			174,182.00		460,196.84		681,910.00
213,017.00	681,477.00			856,092.00	6,400.00	31,072.00	167,782.00			174,182.00		423,880.93		681,910.00
												36,315.91		
213,017.00	681,477.00			856,092.00	6,400.00	31,072.00	167,782.00			174,182.00		460,196.84		681,910.00
213,017.00	681,477.00			856,092.00	6,400.00	31,072.00	167,782.00			174,182.00		423,880.93		681,910.00
												36,315.91		

Approved by: 
ALBERT G. ARCAMO, MEMD
 OIC, Regional Director
 Date: