


Department : ENVIRONMENT AND NATURAL RESOURCES
 Agency : ENVIRONMENTAL MANAGEMENT BUREAU
 Operating Unit : EMB 13 - CARAGA
 Organization Code (UACS) : 10 002 01 00000
 Fund : 101

STATEMENT OF APPROPRIATIONS, ALLOTMENT, OBLIGATIONS, I
 as of June 30, 2022



Particulars	Unified Account Code Structure	Appropriations				Allotments				Adjusted Total Allotments	1st Quarter ending March 31
		Authorized Appropriation	Adjustments (Transfer To/From Realignment)	Adjusted Appropriation	Allotments Received	Adjustments (Withdrawal, Realignment (Realignment Within))	Transfer To	Transfer From			
	2	3	4	5 = (3+4)	6	7	8	9	10 = (6 + (7) - 8 + 9)	11	
I. Agency Specific Budget	101 101										
General Administration and Support	1 00 01 00 00	12,675,000.00	-	12,675,000.00	12,675,000.00	(0.00)	-	-	12,675,000.00	4,194,762.32	
PAP											
PS		9,550,000.00	-	9,550,000.00	9,550,000.00	(0.00)	-	-	9,550,000.00	2,387,901.01	
MOOE		3,125,000.00	-	3,125,000.00	3,125,000.00	(0.00)	-	-	3,125,000.00	1,806,861.31	
CO		-	-	-	-	-	-	-	-	-	
General Management and Supervision	1 00 01 00 00	12,129,000.00	-	12,129,000.00	12,129,000.00	(0.00)	-	-	12,129,000.00	4,074,140.93	
PAP											
PS		9,004,000.00	-	9,004,000.00	9,004,000.00	-	-	-	9,004,000.00	2,267,279.62	
MOOE		3,125,000.00	-	3,125,000.00	3,125,000.00	(0.00)	-	-	3,125,000.00	1,806,861.31	
MOOE (Regular)		3,125,000.00	-	3,125,000.00	3,125,000.00	(0.00)	-	-	3,125,000.00	1,806,861.31	
Total SAA		-	-	-	-	-	-	-	-	-	
Human Resource and Development	1 00 02 00 00	546,000.00	-	546,000.00	546,000.00	-	-	-	546,000.00	120,621.39	
PAP											
PS		546,000.00	-	546,000.00	546,000.00	-	-	-	546,000.00	120,621.39	
MOOE		-	-	-	-	-	-	-	-	-	
CO		-	-	-	-	-	-	-	-	-	
Support to Operations	2 00 00 00 00	8,318,000.00	-	8,318,000.00	8,318,000.00	-	-	-	8,318,000.00	2,126,189.61	
PAP											
PS		3,826,000.00	-	3,826,000.00	3,826,000.00	-	-	-	3,826,000.00	840,308.56	
MOOE		4,492,000.00	-	4,492,000.00	4,492,000.00	-	-	-	4,492,000.00	1,285,881.25	
CO		-	-	-	-	-	-	-	-	-	
Planning and Policy Formulation	2 00 01 00 00	5,886,000.00	-	5,886,000.00	5,886,000.00	-	-	-	5,886,000.00	1,600,903.82	
PAP											
PS		1,646,000.00	-	1,646,000.00	1,646,000.00	-	-	-	1,646,000.00	363,022.57	

DISBURSEMENTS AND BALANCES

	Current Year Obligations					Current Year Disbursements					Balance			
	June 2nd Quarter ending June 30	3rd Quarter ending Sept. 30	4th Quarter ending Dec. 31	Total 15 = (11 + 12 + 13 +)	1st Quarter ending March 31	June	2nd Quarter ending June 30	3rd Quarter ending Sept. 30	4th Quarter ending Dec. 31	Total 20 = (11 + 12 + 13 +)	Unreleased Appropriations 21 = (5 - 10)	Unobligated Allotment 22 = (10 - 15)	Unpaid Obligations	
												Due and Demandable 21 = (5 - 10)	Not Yet Due and Demandable 22 = (10 - 15)	
1,443,906.55	3,955,519.29	-	-	6,150,281.61	2,902,968.66	1,153,353.90	4,307,171.17	-	7,210,139.85	-	4,524,718.39	24,700.00	915,441.76	
967,941.00	3,155,096.57	-	-	5,542,997.58	2,375,316.59	980,241.00	3,142,980.99	-	5,518,297.58	-	4,007,002.42	24,700.00	915,441.76	
475,965.55	800,422.72	-	-	2,607,284.03	527,652.09	193,112.90	1,164,190.18	-	1,691,842.27	-	517,715.97	-	915,441.76	
1,406,231.55	3,886,430.03	-	-	7,880,570.96	2,783,079.42	1,115,778.90	4,157,449.78	-	6,940,529.20	-	4,248,429.04	24,600.00	915,441.76	
930,266.00	3,006,007.31	-	-	5,273,286.93	2,255,427.33	922,666.00	2,993,259.60	-	5,248,686.93	-	3,730,713.07	24,600.00	915,441.76	
475,965.55	800,422.72	-	-	2,607,284.03	527,652.09	193,112.90	1,164,190.18	-	1,691,842.27	-	517,715.97	-	915,441.76	
475,965.55	800,422.72	-	-	2,607,284.03	527,652.09	193,112.90	1,164,190.18	-	1,691,842.27	-	517,715.97	-	915,441.76	
37,675.00	149,089.26	-	-	269,710.65	119,889.26	37,575.00	149,721.39	-	269,610.65	-	276,289.35	100.00	-	
1,071,668.44	2,808,658.73	-	-	4,934,848.34	1,109,094.63	461,799.97	2,207,167.83	-	3,316,262.46	-	3,383,151.66	600.00	1,617,985.88	
265,035.00	1,053,527.72	-	-	1,893,836.08	834,377.00	264,435.00	1,058,859.08	-	1,893,236.08	-	1,932,163.92	600.00	1,617,985.88	
806,633.44	1,755,131.01	-	-	3,041,012.26	274,717.63	197,364.97	1,148,308.75	-	1,423,026.38	-	1,450,987.74	-	-	
831,231.04	2,094,609.23	-	-	3,695,573.05	625,030.89	310,794.97	1,564,926.68	-	2,189,957.57	-	2,190,486.95	300.00	1,505,255.48	
113,730.00	451,388.62	-	-	814,411.19	360,313.26	113,430.00	453,797.93	-	814,111.19	-	831,588.81	300.00	-	

MOOE		4,240,000.00		4,240,000.00	4,240,000.00														4,240,000.00	1,237,881.25
MOOE (Regular)		4,240,000.00		4,240,000.00	4,240,000.00														4,240,000.00	1,237,881.25
Total SAA		-		-	-														-	-
Legal Service and Provision of Secretariat Services to the Pollution	2,00,02,00.00	2,432,000.00		2,432,000.00	2,432,000.00														2,432,000.00	525,285.79
PAP		2,180,000.00		2,180,000.00	2,180,000.00														2,180,000.00	477,285.79
PS		252,000.00		252,000.00	252,000.00														252,000.00	48,000.00
MOOE (Regular)		252,000.00		252,000.00	252,000.00														252,000.00	48,000.00
Total SAA		-		-	-														-	-
Operations	3,00,00,00.00	84,745,000.00		84,745,000.00	84,745,000.00														84,745,000.00	16,874,523.41
PAP		34,684,000.00		34,684,000.00	34,684,000.00														34,684,000.00	7,632,020.17
PS		26,261,000.00		26,261,000.00	26,261,000.00														26,261,000.00	9,242,503.24
MOOE		23,800,000.00		23,800,000.00	23,800,000.00														23,800,000.00	-
CO																				
Clean and Healthy Environment Sustained	3,10,00,00.00	84,745,000.00		84,745,000.00	84,745,000.00														84,745,000.00	16,874,523.41
PAP		34,684,000.00		34,684,000.00	34,684,000.00														34,684,000.00	7,632,020.17
PS		26,261,000.00		26,261,000.00	26,261,000.00														26,261,000.00	9,242,503.24
MOOE		23,800,000.00		23,800,000.00	23,800,000.00														23,800,000.00	-
CO																				
Environmental Assessment and Protection Program	3,10,00,00.00	11,295,000.00		11,295,000.00	11,295,000.00														11,295,000.00	3,277,441.87
PAP		8,254,000.00		8,254,000.00	8,254,000.00														8,254,000.00	1,886,072.25
PS		3,041,000.00		3,041,000.00	3,041,000.00														3,041,000.00	1,391,369.62
MOOE																				
CO																				
Pollution Research and Laborator Services	3,01,01,00.00	2,860,000.00		2,860,000.00	2,860,000.00														2,860,000.00	1,109,735.81
PAP		1,239,000.00		1,239,000.00	1,239,000.00														1,239,000.00	158,339.41
PS		1,621,000.00		1,621,000.00	1,621,000.00														1,621,000.00	951,396.40
MOOE (Regular)		1,621,000.00		1,621,000.00	1,621,000.00														1,621,000.00	951,396.40
Total SAA		-		-	-														300,000.00	-
																			300,000.00	-


Environmental Education and Information		3 01 02 00 00	1,649,000.00	-	1,649,000.00	1,649,000.00	-	-	-	300,000.00	1,949,000.00	335,520.80
PAP												
PS			1,239,000.00	-	1,239,000.00	1,239,000.00	-	-	-	-	1,239,000.00	272,960.80
MOOE			410,000.00	-	410,000.00	410,000.00	-	-	-	300,000.00	710,000.00	62,560.00
MOOE (Regular)			410,000.00	-	410,000.00	410,000.00	-	-	-	-	410,000.00	62,560.00
Total SAA			-	-	-	-	-	-	-	300,000.00	300,000.00	-
Environmental Impact Assessments		3 01 03 00 00	6,786,000.00	-	6,786,000.00	6,786,000.00	-	-	-	300,000.00	6,786,000.00	1,832,185.26
PAP												
PS			5,776,000.00	-	5,776,000.00	5,776,000.00	-	-	-	-	5,776,000.00	1,454,772.04
MOOE			1,010,000.00	-	1,010,000.00	1,010,000.00	-	-	-	-	1,010,000.00	377,413.22
MOOE (Regular)			1,010,000.00	-	1,010,000.00	1,010,000.00	-	-	-	-	1,010,000.00	377,413.22
Total SAA			-	-	-	-	-	-	-	-	-	-
Environmental Management and Pollution Control		3 01 02 00 00	73,450,000.00	-	73,450,000.00	73,450,000.00	-	-	-	2,449,500.00	75,899,500.00	13,597,081.54
PAP												
PS			26,430,000.00	-	26,430,000.00	26,430,000.00	-	-	-	-	26,430,000.00	5,745,947.92
MOOE			23,220,000.00	-	23,220,000.00	23,220,000.00	-	-	-	2,449,500.00	25,669,500.00	7,851,133.62
CO			23,800,000.00	-	23,800,000.00	23,800,000.00	-	-	-	-	23,800,000.00	-
Implementation of Clean Air Regulation		3 01 02 00 01	15,559,000.00	-	15,559,000.00	15,559,000.00	-	-	-	2,089,500.00	17,648,500.00	3,080,543.14
PAP												
PS			12,447,000.00	-	12,447,000.00	12,447,000.00	-	-	-	-	12,447,000.00	2,142,303.14
MOOE			3,112,000.00	-	3,112,000.00	3,112,000.00	-	-	-	2,089,500.00	5,201,500.00	938,240.00
MOOE (Regular)			3,112,000.00	-	3,112,000.00	3,112,000.00	-	-	-	-	3,112,000.00	938,240.00
Total SAA			-	-	-	-	-	-	-	2,089,500.00	2,089,500.00	-
Implementation of Clean Water Regulation		3 01 02 00 02	13,123,000.00	-	13,123,000.00	13,123,000.00	-	-	-	-	13,123,000.00	3,760,370.39
PAP												
PS			6,759,000.00	-	6,759,000.00	6,759,000.00	-	-	-	-	6,759,000.00	1,822,240.82
MOOE			6,364,000.00	-	6,364,000.00	6,364,000.00	-	-	-	-	6,364,000.00	1,938,129.57
MOOE (Regular)			6,364,000.00	-	6,364,000.00	6,364,000.00	-	-	-	-	6,364,000.00	1,938,129.57
Total SAA			-	-	-	-	-	-	-	-	-	-
Implementation of Ecological Solid Waste Management Regulation		3 01 02 00 03	29,674,000.00	-	29,674,000.00	29,674,000.00	-	-	-	360,000.00	30,034,000.00	5,030,869.98
PAP												
PS			2,145,000.00	-	2,145,000.00	2,145,000.00	-	-	-	-	2,145,000.00	471,563.53
MOOE			12,529,000.00	-	12,529,000.00	12,529,000.00	-	-	-	360,000.00	12,889,000.00	4,559,106.45
MOOE (Regular)			12,529,000.00	-	12,529,000.00	12,529,000.00	-	-	-	-	12,529,000.00	4,559,106.45


140,341.36	522,618.80	-	-	856,139.60	286,143.08	166,371.36	471,216.52	-	-	757,359.60	(300,000.00)	1,090,860.40	200.00	100,580.00
85,996.36	341,613.80	-	-	614,574.60	270,833.08	85,796.36	343,541.52	-	-	614,374.60	-	624,425.40	200.00	100,580.00
54,345.00	181,005.00	-	-	243,565.00	15,310.00	80,575.00	127,675.00	-	-	142,985.00	(300,000.00)	466,435.00	-	100,580.00
29,345.00	61,555.00	-	-	124,715.00	15,310.00	80,575.00	127,675.00	-	-	142,985.00	-	285,885.00	-	100,580.00
25,000.00	119,450.00	-	-	119,450.00	-	-	-	-	-	-	(300,000.00)	300,000.00	-	-
721,494.80	2,190,924.04	-	-	4,023,109.80	1,552,577.63	544,662.21	2,134,188.20	-	-	3,686,765.83	-	2,762,890.70	1,000.00	335,343.47
461,555.00	1,788,128.24	-	-	3,242,900.28	1,445,508.79	460,555.00	1,796,391.49	-	-	3,241,900.28	-	2,533,099.72	1,000.00	335,343.47
259,939.80	402,795.80	-	-	780,209.02	107,068.84	84,107.21	337,796.71	-	-	444,865.55	-	229,790.98	-	335,343.47
259,939.80	402,795.80	-	-	780,209.02	107,068.84	84,107.21	337,796.71	-	-	444,865.55	-	229,790.98	-	335,343.47
-	-	-	-	-	-	-	-	-	-	-	-	-	-	-
-	-	-	-	-	-	-	-	-	-	-	-	-	-	-
-	-	-	-	-	-	-	-	-	-	-	-	-	-	-
6,309,110.61	13,593,103.02	-	-	27,190,184.56	7,740,449.49	3,691,675.98	11,550,875.02	-	-	19,291,324.51	(2,449,500.00)	48,709,315.44	3,599.99	7,895,260.06
1,745,027.10	7,124,680.29	-	-	12,870,628.21	5,708,617.60	1,741,427.11	7,158,410.62	-	-	12,867,028.22	-	13,559,371.79	3,599.99	7,895,260.06
4,564,083.51	6,468,422.73	-	-	14,319,556.35	2,031,831.86	1,950,248.87	4,392,464.40	-	-	6,424,296.29	(2,449,500.00)	11,349,943.65	-	7,895,260.06
-	-	-	-	-	-	-	-	-	-	-	-	23,800,000.00	-	-
1,201,988.42	3,523,302.62	-	-	6,603,845.76	2,358,686.89	869,744.68	3,278,983.61	-	-	5,637,680.50	(2,089,500.00)	11,044,654.24	1,300.00	964,865.26
647,933.82	2,773,278.02	-	-	4,915,581.18	2,128,887.42	646,633.82	2,786,393.74	-	-	4,914,281.16	-	7,531,418.84	1,300.00	964,865.26
554,054.60	750,024.60	-	-	1,688,264.60	229,809.47	223,110.86	493,589.87	-	-	723,399.34	(2,089,500.00)	3,513,235.40	-	964,865.26
554,054.60	750,024.60	-	-	1,688,264.60	229,809.47	223,110.86	493,589.87	-	-	723,399.34	(2,089,500.00)	2,089,500.00	-	964,865.26
-	-	-	-	-	-	-	-	-	-	-	(2,089,500.00)	2,089,500.00	-	-
1,834,115.94	4,184,016.52	-	-	7,944,386.91	2,278,133.57	1,028,353.48	3,185,812.65	-	-	5,463,946.22	-	5,178,613.09	1,100.00	2,479,340.69
528,528.00	2,156,086.94	-	-	3,978,327.16	1,811,658.56	527,428.00	2,165,568.60	-	-	3,977,227.16	-	2,780,672.84	1,100.00	2,479,340.69
1,395,587.94	2,027,930.18	-	-	3,966,059.75	466,475.01	500,925.48	1,020,244.05	-	-	1,486,719.06	-	2,397,940.25	-	2,479,340.69
1,395,587.94	2,027,930.18	-	-	3,966,059.75	466,475.01	500,925.48	1,020,244.05	-	-	1,486,719.06	-	2,397,940.25	-	2,479,340.69
-	-	-	-	-	-	-	-	-	-	-	-	-	-	-
-	-	-	-	-	-	-	-	-	-	-	-	-	-	-
2,647,387.97	3,944,833.17	-	-	8,975,603.15	1,629,336.42	1,310,308.01	3,253,743.80	-	-	4,883,080.22	(360,000.00)	21,058,396.85	300.00	4,092,222.93
148,201.00	591,435.42	-	-	1,062,998.95	467,537.94	147,901.00	595,161.01	-	-	1,062,698.95	-	1,082,001.05	300.00	4,092,222.93
2,499,386.97	3,353,497.75	-	-	7,912,604.20	1,161,798.48	1,162,407.01	2,658,582.79	-	-	3,820,381.27	(360,000.00)	4,976,395.80	-	4,092,222.93
2,499,386.97	3,353,497.75	-	-	7,912,604.20	1,161,798.48	1,162,407.01	2,658,582.79	-	-	3,820,381.27	-	4,616,395.80	-	4,092,222.93

Total SAA										360,000.00		360,000.00		
CO			15,000,000.00									15,000,000.00		
CO (Regular)			15,000,000.00									15,000,000.00		
Total SAA														
Implementation of Toxic Substance and Hazardous Waste Management	3,01,02,00.04		15,094,000.00									15,094,000.00		1,725,498.03
PAP														
PS			5,079,000.00									5,079,000.00		1,309,840.43
MOOE			1,215,000.00									1,215,000.00		415,657.60
MOOE (Regular)			1,215,000.00									1,215,000.00		415,657.60
Total SAA														
CO			8,800,000.00									8,800,000.00		
CO (Regular)			8,800,000.00									8,800,000.00		
Total SAA														
Sub-Total Agency Specific Budget			105,738,000.00									105,738,000.00		23,195,475.34
PS			48,060,000.00									48,060,000.00		10,860,229.54
MOOE			33,878,000.00									33,878,000.00		12,335,245.80
CO			23,800,000.00									23,800,000.00		
II. Automatic Appropriations														
General Administration and Support	1,00,01,00.00		3,638,000.00									3,638,000.00		909,112.60
PAP														
PS			846,000.00									846,000.00		243,321.56
General Management and Supervision	1,00,01,00.00		795,000.00									795,000.00		230,550.56
PAP														
PS			795,000.00									795,000.00		230,550.56
Human Resource and Development	1,00,02,00.00		51,000.00									51,000.00		12,771.00
PAP														
PS			51,000.00									51,000.00		12,771.00

30,220.20	90,660.60	-	-	-	181,089.52	60,195.60	-	-	90,673.72	-	-	150,869.32	-	-	180,910.48	30,220.20	-
30,220.20	90,660.60	-	-	-	181,089.52	60,195.60	-	-	90,673.72	-	-	150,869.32	-	-	180,910.48	30,220.20	-
12,855.60	38,566.80	-	-	-	77,017.76	25,588.80	-	-	38,573.36	-	-	64,162.16	-	-	76,982.24	12,855.60	-
12,855.60	38,566.80	-	-	-	77,017.76	25,588.80	-	-	38,573.36	-	-	64,162.16	-	-	76,982.24	12,855.60	-
17,364.60	52,093.80	-	-	-	104,071.76	34,606.80	-	-	52,100.36	-	-	86,707.16	-	-	103,928.24	17,364.60	-
17,364.60	52,093.80	-	-	-	104,071.76	34,606.80	-	-	52,100.36	-	-	86,707.16	-	-	103,928.24	17,364.60	-
264,371.98	804,428.06	-	-	-	1,623,111.74	548,774.16	-	-	809,965.60	-	-	1,358,739.76	-	-	1,652,888.26	264,371.98	-
264,371.98	804,428.06	-	-	-	1,623,111.74	548,774.16	-	-	809,965.60	-	-	1,358,739.76	-	-	1,652,888.26	264,371.98	-
264,371.98	804,428.06	-	-	-	1,623,111.74	548,774.16	-	-	809,965.60	-	-	1,358,739.76	-	-	1,652,888.26	264,371.98	-
264,371.98	804,428.06	-	-	-	1,623,111.74	548,774.16	-	-	809,965.60	-	-	1,358,739.76	-	-	1,652,888.26	264,371.98	-
5,545.92	16,637.76	-	-	-	33,159.68	10,969.44	-	-	16,644.32	-	-	27,613.76	-	-	83,840.32	5,545.92	-
5,545.92	16,637.76	-	-	-	33,159.68	10,969.44	-	-	16,644.32	-	-	27,613.76	-	-	83,840.32	5,545.92	-
9,802.92	29,408.76	-	-	-	58,701.68	19,483.44	-	-	29,415.32	-	-	48,898.76	-	-	58,298.32	9,802.92	-
9,802.92	29,408.76	-	-	-	58,701.68	19,483.44	-	-	29,415.32	-	-	48,898.76	-	-	58,298.32	9,802.92	-
52,746.60	158,237.01	-	-	-	316,162.08	105,194.64	-	-	158,220.84	-	-	263,415.48	-	-	229,837.92	52,746.60	-
52,746.60	158,237.01	-	-	-	316,162.08	105,194.64	-	-	158,220.84	-	-	263,415.48	-	-	229,837.92	52,746.60	-
196,276.54	600,144.53	-	-	-	1,215,089.30	413,126.64	-	-	605,685.12	-	-	1,018,811.76	-	-	1,280,911.70	196,276.54	-
196,276.54	600,144.53	-	-	-	1,215,089.30	413,126.64	-	-	605,685.12	-	-	1,018,811.76	-	-	1,280,911.70	196,276.54	-
70,720.06	211,553.91	-	-	-	433,939.45	151,033.44	-	-	211,185.95	-	-	362,219.39	-	-	734,060.55	70,720.06	-
70,720.06	211,553.91	-	-	-	433,939.45	151,033.44	-	-	211,185.95	-	-	362,219.39	-	-	734,060.55	70,720.06	-

PS			1,167,000.00	-	1,167,000.00	1,167,000.00	-	-	-	-	1,167,000.00	-	221,385.54
Implementation of Clean Water Regulation			641,000.00	-	641,000.00	641,000.00	-	-	-	-	641,000.00	-	199,157.16
PAP	3 01 02 00 02		641,000.00	-	641,000.00	641,000.00	-	-	-	-	641,000.00	-	199,157.16
PS			204,000.00	-	204,000.00	204,000.00	-	-	-	-	204,000.00	-	51,346.53
Implementation of Ecological Solid Waste Management Regulation		3 01 02 00 09	204,000.00	-	204,000.00	204,000.00	-	-	-	-	204,000.00	-	51,346.53
PAP			204,000.00	-	204,000.00	204,000.00	-	-	-	-	204,000.00	-	51,346.53
PS			484,000.00	-	484,000.00	484,000.00	-	-	-	-	484,000.00	-	143,054.54
Implementation of Toxic Substance and Hazardous Waste Managem		3 01 02 00 04	484,000.00	-	484,000.00	484,000.00	-	-	-	-	484,000.00	-	143,054.54
PAP			484,000.00	-	484,000.00	484,000.00	-	-	-	-	484,000.00	-	143,054.54
PS			4,484,000.00	-	4,484,000.00	4,484,000.00	-	-	-	-	4,484,000.00	-	1,152,434.16
Sub-Total Agency Specific Budget			4,484,000.00	-	4,484,000.00	4,484,000.00	-	-	-	-	4,484,000.00	-	1,152,434.16
PS			4,484,000.00	-	4,484,000.00	4,484,000.00	-	-	-	-	4,484,000.00	-	1,152,434.16
III. Special Purpose Fund (Please Specify)			-	-	-	-	-	-	-	-	-	-	-
GRAND TOTAL			110,222,000.00	-	110,222,000.00	110,222,000.00	(0.00)	-	3,049,500.00	-	113,271,500.00	-	24,347,509.50
PS			52,544,000.00	-	52,544,000.00	52,544,000.00	-	-	-	-	52,544,000.00	-	12,012,663.70
MOOE			33,878,000.00	-	33,878,000.00	33,878,000.00	(0.00)	-	3,049,500.00	-	36,927,500.00	-	12,335,245.80
CO			23,800,000.00	-	23,800,000.00	23,800,000.00	-	-	-	-	23,800,000.00	-	-

Certified Correct: 
DARIO NINO A. JAMBAYAN
 Budget Officer
 Date:

Certified Correct: 
KENNETH E. DE RAMAS
 Accountant III
 Date:

70,720.06	211,553.91	-	-	432,939.45	151,033.44	-	211,185.95	-	362,219.39	-	734,060.55	70,720.06	-
60,519.36	193,498.54	-	-	392,665.70	132,737.52	-	199,398.82	-	332,136.34	-	248,344.30	60,519.36	-
60,519.36	193,498.54	-	-	392,665.70	132,737.52	-	199,398.82	-	332,136.34	-	248,344.30	60,519.36	-
17,213.52	51,624.07	-	-	102,970.60	34,114.32	-	51,642.76	-	85,757.08	-	101,029.40	17,213.52	-
17,213.52	51,624.07	-	-	102,970.60	34,114.32	-	51,642.76	-	85,757.08	-	101,029.40	17,213.52	-
47,823.60	143,468.01	-	-	286,522.55	95,241.36	-	143,457.59	-	238,698.95	-	197,477.45	47,823.60	-
47,823.60	143,468.01	-	-	286,522.55	95,241.36	-	143,457.59	-	238,698.95	-	197,477.45	47,823.60	-
47,823.60	143,468.01	-	-	286,522.55	95,241.36	-	143,457.59	-	238,698.95	-	197,477.45	47,823.60	-
375,777.10	1,138,631.03	-	-	2,291,065.19	771,133.92	-	1,144,154.17	-	1,915,288.09	-	2,192,934.81	375,777.10	-
375,777.10	1,138,631.03	-	-	2,291,065.19	771,133.92	-	1,144,154.17	-	1,915,288.09	-	2,192,934.81	375,777.10	-
10,565,539.82	25,285,599.05	-	-	49,633,808.55	14,936,142.93	-	22,295,234.56	-	37,231,377.49	(3,049,500.00)	63,637,991.45	405,977.10	11,996,153.96
3,949,652.92	14,829,202.19	-	-	26,841,865.89	11,563,416.39	-	14,872,472.40	-	26,435,888.79	-	25,702,134.11	405,977.10	-
6,615,886.90	10,456,396.86	-	-	22,791,642.66	3,372,726.54	-	7,422,762.16	-	10,795,488.70	(3,049,500.00)	14,135,857.34	-	11,996,153.96
-	-	-	-	-	-	-	-	-	-	-	23,800,000.00	-	-

Recommending Approval by:

Taha S. Mauna
TAHA S. MAUNA JR., CPA
 OIC, Chief FAD
 Date:

Approved by:

Albert G. Arcamo
ALBERT G. ARCAMO, MEMD
 OIC, Regional Director
 Date:

